

Welcome to our school!



Things to discuss:

- Starting school and settling in
- A typical day in Cherry Class
- Uniform
- Getting organised for school
- How to help your child

Streams today, oceans tomorrow...

respect

confidence

compassion

truth

curiosity

courage

endurance





Sam Henderson
Mon, Tues, Weds



Rachel Harding
Thurs, Fri



Louise Richards & Jane Upton
Berry Admin Team



Lucy Jones
SENDCo



Su Carey & Faye Poynter
Co-headteachers

**To see the whole staff
team - see our website!**



Cherry Class



Our Classroom



Settling In Sessions

We invite your child to three sessions for children to attend to build relationships and become familiar with the environment.

Thurs 20th June 1.30pm – 3.00pm

Thurs 27th June 1.30pm – 3.00pm

Wed 3rd July 10.00am – 1.00pm

Children to stay for lunch - packed or school dinner



First few weeks...

Term begins on **Thurs 5th September 2024**

Suggested times for collection:

5th & 6th Sept	Collect at 12o/c
WB: 9th Sept	Collect at 12 o/c
WB: 16th Sept	Collect at 1.10pm
WB: 23rd Sept	Collect at 3.20pm

Or your child can stay all day from the beginning of term.



A day in Cherry Class

The Morning


- Gate opens 8.40am
- Children should be in school by 8.50am
- Please say goodbye at the gate.
- Children will bring their belongings into the classroom then go onto the playground for a short play (initially they can stay in the classroom if it helps them to settle in)

Mornings



Maths

Playtime



Snacks

Children are provided with a snack but need a water bottle.



Phonics

Story Time



We follow the Read Write Inc. programme teaching children the sounds they need for reading and writing.

m a s d t i n p

g o c k u b f e






Lunchtime

**Healthy school meals are free in Reception & KS1
(different to 'free school meals' due to income).**

- Children eat their lunch in Cherry Classroom and after they have eaten they play outside.
- The two week menu can be found on our website -please talk to your child about the options so they can choose the right one when asked in the morning.
- *Please let us know on the forms if your child has any dietary requirements*





The School Day - Afternoons

Understanding of the World

Topic PE

Outdoor Learning

Playful Learning

Expressive art and design



The School Day - **Home time**

- Home time is at 3.20pm or your child has the option to be collected at 3pm.
- Children leaving at 3pm are collected from the main gate. Those leaving at 3.20pm are to be collected from the Cherry outdoor area gate.
- *Please inform us if someone different is collecting your child.*

UNIFORM

Grey jumper with logo (available from Pedlars in Ilfracombe). Or plain grey 'v' (knitted) neck jumper from supermarket

Plain polo shirt in house colour (available from supermarkets & Pedlars)

Dark grey trousers/ shorts/ skirt/ pinafore or gingham dress in house colour (*skirts & dresses should be work with shorts underneath*)

Grey or house colour tights

Grey or black socks

Footwear: sensible active footwear (any colour)




Colam
Royal blue



Sterridge
Jade green



Umber
Purple



OTHER ITEMS NEEDED:

- Warm, waterproof (not showerproof) coat with hood.
- Book bag (house coloured with logo available from Pedlars in Ilfracombe)
- Refillable water bottle (no squash)
- Wellie boots will be needed at particular times of the year.

PE KIT - spare coloured school polo shirt & plain black shorts/ joggers, spare pants & socks!



Attendance

- Please make **medical appointments** after school if possible.
- **Family holidays** should be booked out of term time.
- Please make sure you bring your child to school **on time**.



Getting Organised

Things your child needs every day:

- Reading record, book & book bag
- Water bottle
- Coat/ sunhat
- Packed lunch (*if needed*)


- *Get into a routine of looking in your child's book bag as soon as they get home **every day**.*
- *Set aside some time each day to read to or with your child & practise their phonics.*

Be prepared...some children skip happily to school the first day and some take a bit longer to settle! Be prepared for tiredness and grumpiness.

Preparing for school - *What you can do to help*

- Support children to take responsibility for their own belongings. E.g. *to tidy up, carry their own bag/jumper, organise themselves*
- Encourage your child's independence - *dress, toilet & hygiene*
- Help your child to listen when someone is speaking and to attend to what is being said (eye contact, body language, response)

- Facilitate friendships

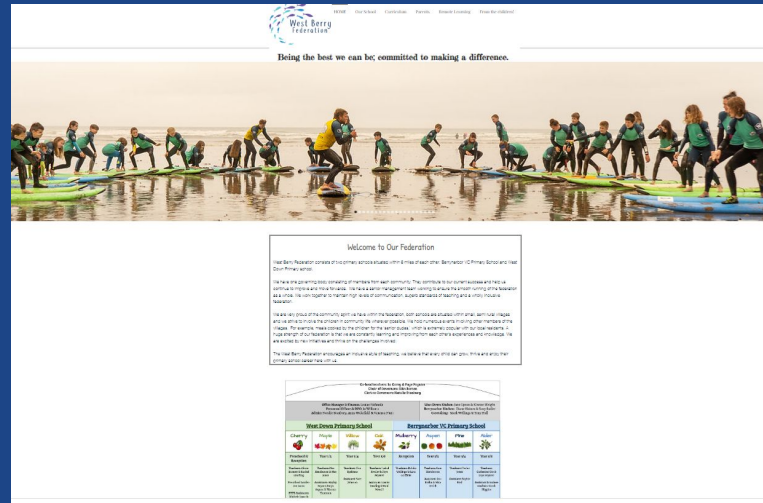




Your Welcome Pack

- **Forms to complete and return.**
- **Information on starting school.**
- **Policies and things you should know.**
- **School need to see your child's birth certificate**

Lots of information can be found on Westberry Federation website



Streams today, oceans tomorrow...

respect

confidence

compassion

truth

curiosity

courage

endurance



Any questions?

Streams today, oceans tomorrow...

respect

confidence

compassion

truth

curiosity

courage

endurance

